





Outdoor Learning

Spring Challenge Cards



Outdoor Learning - Spring Challenge Cards

Spring Symmetry




Create a symmetrical picture using different natural objects you find outside.

Outdoor Learning - Spring Challenge Cards

Bug Hotel

Collect lots of different natural materials and make a bug hotel.

Where will you put the bug hotel? What will make bugs want to come and stay?



Outdoor Learning - Spring Challenge Cards

Nature Rubbings

Using colour wax crayons and paper, make rubbings of the patterns you find. Why not try a tree trunk or a leaf.



Cloud Spotting



Find a comfy and dry spot to lie down. Watch the clouds. What shapes can you see? Can your friend see the same?

Extra task: Talk about the different types of clouds you see and research the names of them.

Fairy Land



Using natural objects that you find around you, create a building or garden for fairies.

Why not work with a group to create a fairy village.

Tree Detectives



Working with a partner, you are going to take it in turns to be a tree detective! One of you wears a blindfold and the other person leads you slowly and carefully to a tree. You must touch the tree, and its branches and leaves if you can do so safely, then be led back to where you started.

Can you guess which tree it was?


Build a Den



Using the land and objects around you, find somewhere to make your den.

Using natural objects, make a sign to show it belongs to you.

Outdoor Clock



On a sunny day, collect 12 stones. Number the stones 1 to 12. In a sunny spot, place a stick in the ground. Ask someone when the time is on the hour.

Look where the stick's shadow is and put the correct number at the end of the shadow. You can then place the other stones around in a circle.

You have made your own clock.

How Observant Are You?

Find a natural object and write a description about it. Think about its colour, shape, size and texture.

Give your paper to a friend. Can they find the object you have described?



Bird Spotting




Stand in a place where you can see all around you. Watch for two minutes and count how many birds you can see.

Do you know what species they are?

Dreamcatchers

Collect some twigs and other natural objects. Using string or wool, can you make a dreamcatcher?



Spring Sculpture



Collect some natural objects, such as stones, pine cones, leaves and flowers.

Create a sculpture which stands at least 10cm high.

Spring Picture




With a group of friends, decide what picture you are going to create.

When you know what your picture is going to be, make a square on the ground with sticks. This will be your picture frame. Next, use natural objects to create your picture.

Spring Flower Sketching

While outside, look for spring flowers or blossom and sketch what you see using pencils.



Spring Scavenger Hunt

Find:

- something that makes a noise
- something bigger than your hand
- something beginning to grow
- two different types of flower or blossom
- something which smells nice
- evidence of an animal or insect

